

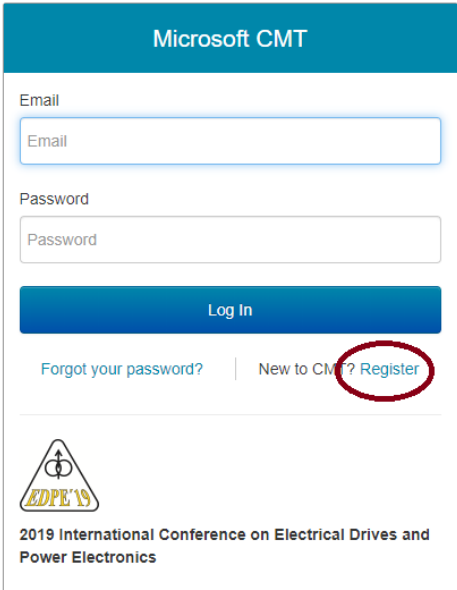
# EDPE 2019 Paper Submission Instructions

1. Prepare your paper by following the instructions in the templates. You can find templates for EDPE 2019 here: [http://www.edpe.sk/?page\\_id=29](http://www.edpe.sk/?page_id=29)

**Do not include authors' names and affiliations in the paper for review !**

EDPE conference series strictly uses double blind review process. Finally, save your manuscript as PDF.

2. Click on the submission webpage:  
<http://tiny.cc/EDPE2019>
3. Register yourself (or use your existing e-mail and password for Microsoft CMT):



Microsoft CMT

Email


Email

Password

Password

Log In

[Forgot your password?](#) | [New to CMT? Register](#)



2019 International Conference on Electrical Drives and Power Electronics

4. Fill out all your information:

[Login](#)
[Registration](#)
[Reset Password](#)

## Create New Account

### Login information

\* Email  This email will be used to login into CMT

\* Password

\* Confirm Password

### Personal Information

\* First Name

Middle Initial

\* Last Name

Nickname

\* Organization Name  **Full name of your university (dept. and faculty is not necessary)**


\* Country/Region

Google Scholar Id  **not necessary**

### Verification

Enter the characters you see

[New](#) | [Audio](#)



I agree to the Microsoft CMT's [Author's Statement](#), [Terms Of Use](#) and [Privacy & Cookies](#)

[No, thanks](#)


5. Login with your email and password:

Microsoft CMT

Email

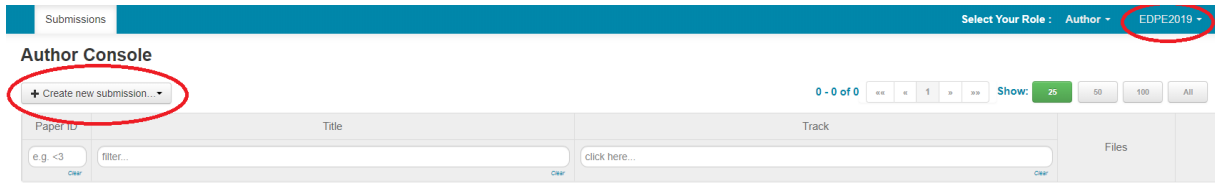
Password

[Forgot your password?](#) | [New to CMT? Register](#)



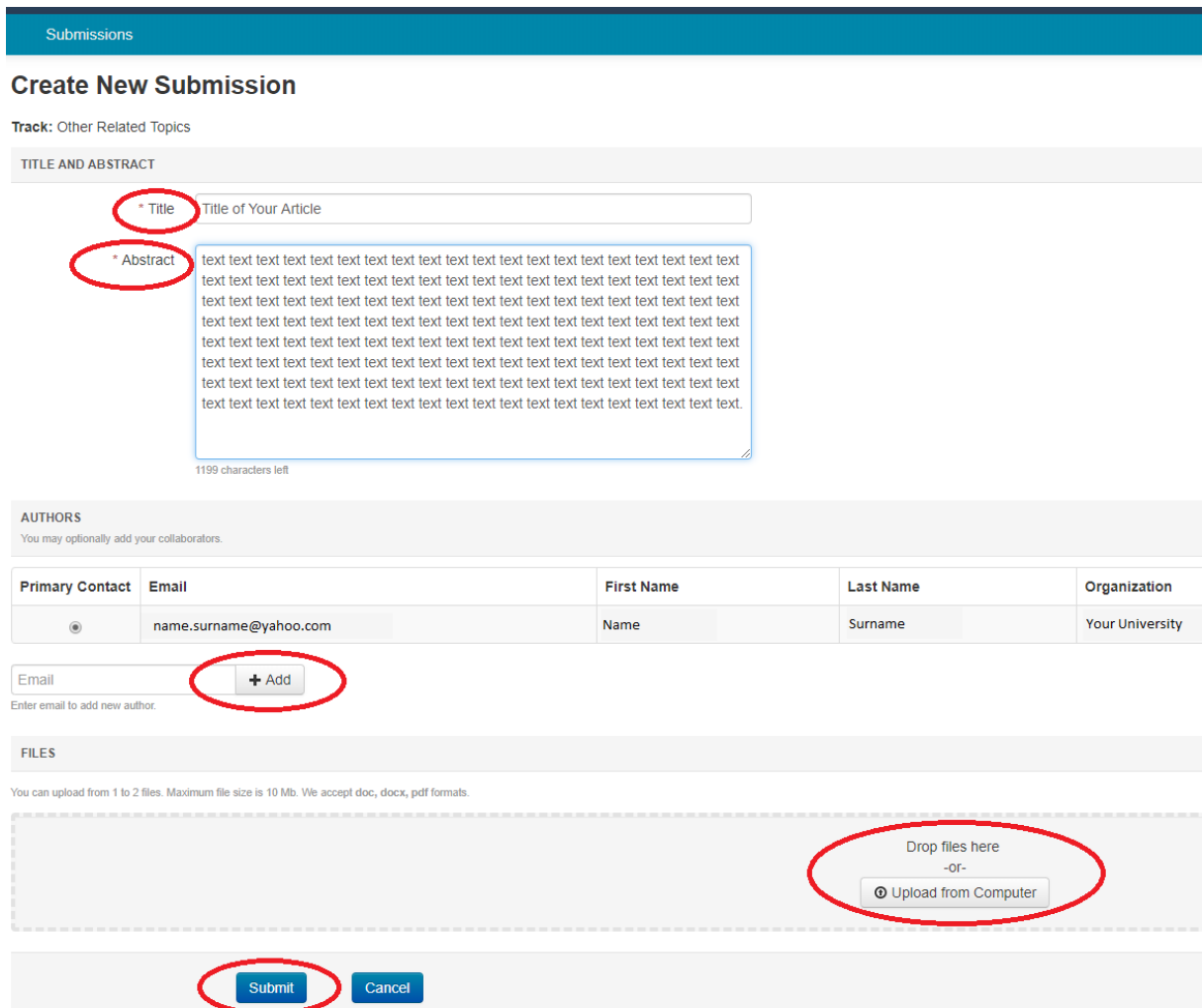
2019 International Conference on Electrical Drives and Power Electronics

6. Make sure that you are using **EDPE 2019** (right upper corner) and then click +Create New Submission:



7. Choose the Technical Track where your paper will be included. If you are unsure, check the sub-tracks at this website: [http://www.edpe.sk/?page\\_id=155](http://www.edpe.sk/?page_id=155)

8. Fill out all the necessary forms, upload your PDF file and click Submit:



9. After clicking on **Done**, you can see Submission Summary. You can edit your submission up to submission deadline, if needed.

