

2019 International Conference on Electrical Drives & Power Electronics (EDPE) Instructions for uploading IEEE Electronic Copyright Form (eCF)

1. Login to <http://tiny.cc/EDPE2019> as Author.
2. On the right side of your Author Console, you will see Submit IEEE Copyright Form (see Fig. 1).

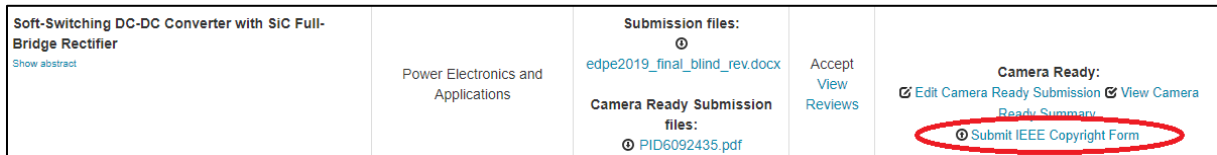


Fig. 1. Where to locate IEEE Copyright Form

3. You will see page as in Fig. 2. Read the instructions and then click on “here” (see Fig. 2).

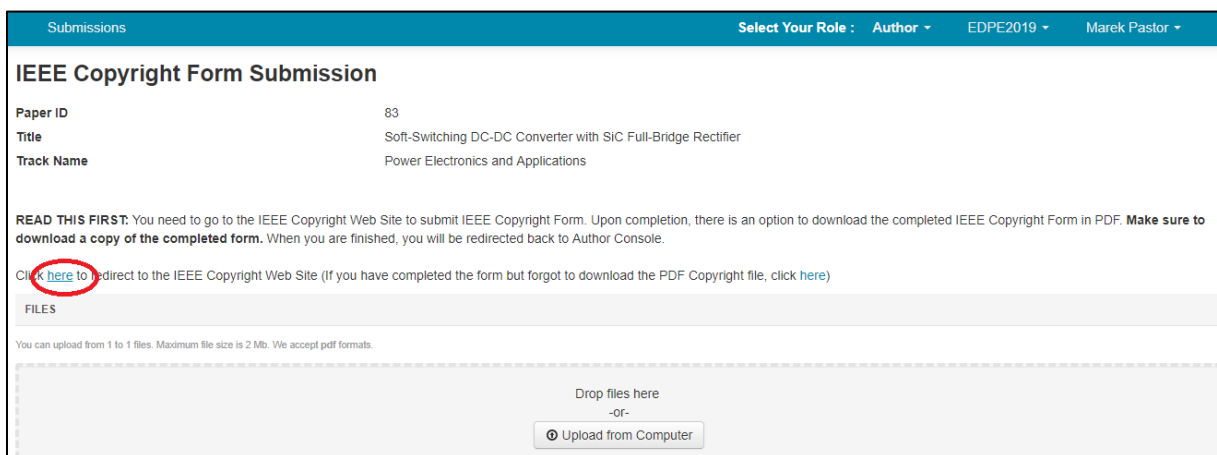


Fig. 2. Initial information about IEEE copyright form

4. You will be redirected to IEEE webpages (see Fig. 3). Read the instructions and click on “Start”.

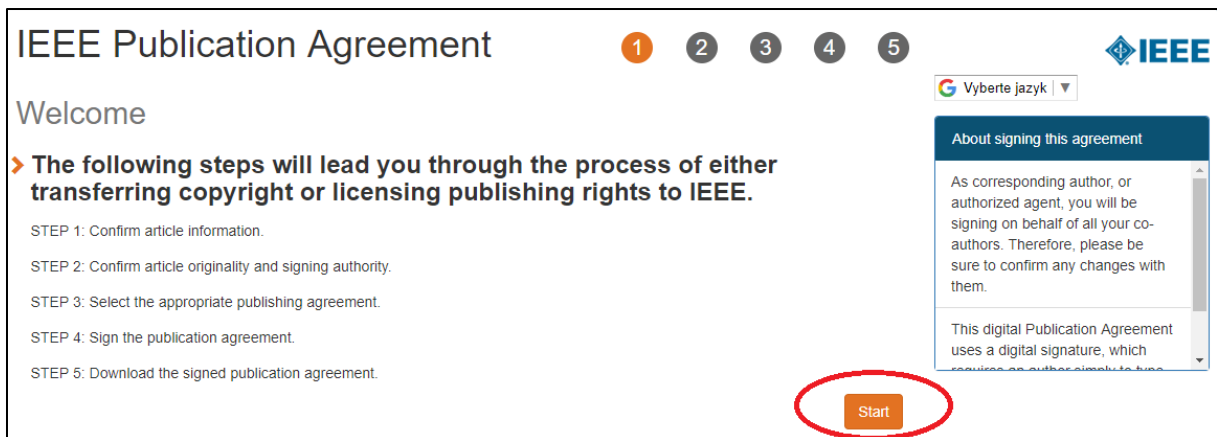


Fig. 3. Initial page of IEEE electronic copyright form on IEEE.org webpages.

5. If necessary, edit Authors' Names in order to correct diacritical marks and/or errors (see Fig. 4). Then "Save" and "Continue".



Fig. 4. Page to edit Authors' names (if necessary – for diacritics).

6. Sign up your agreement in STEP 4 (you need to scroll-down the page). Add your name and surname (see Fig. 5) and then click "Confirm".

Step 4: Complete the publication agreement

You may view and download a read-only version of the agreement in a language of your choice. However, you will need to sign the English version of the form below. [Click to View](#)

› IEEE Copyright Transfer

2. In connection with the permission granted in Section 1, the author hereby grants IEEE the unlimited, worldwide, irrevocable right to use his/her name, picture, likeness, voice and biographical information as part of the advertisement, distribution and sale of products incorporating the Work or Presentation, and releases IEEE from any claim based on right of privacy or publicity.

BY TYPING IN YOUR FULL NAME BELOW AND CLICKING THE SUBMIT BUTTON, YOU CERTIFY THAT SUCH ACTION CONSTITUTES YOUR ELECTRONIC SIGNATURE TO THIS FORM IN ACCORDANCE WITH UNITED STATES LAW, WHICH AUTHORIZES ELECTRONIC SIGNATURE BY AUTHENTICATED REQUEST FROM A USER OVER THE INTERNET AS A VALID SUBSTITUTE FOR A WRITTEN SIGNATURE.

Please type your name to sign:

Marek Pastorj

Confirm

Fig. 5. Page to add your electronic signature.

7. Finish the form. Firstly, **download** the completed Agreement (see Fig. 6) and then click "Done".

IEEE Publication Agreement

Step 5: Download your signed publication agreement

› Thank you for transferring copyright or licensing to IEEE.

- Your IEEE Publication Agreement is now complete.
- A copy will be emailed to you.

Download the completed Agreement (PDF)

Done

Information

Clicking the "Done" button will return you to your peer-review system.

Fig. 6. The page to download completed agreement form.

8. **IMPORTANT.** After downloading your completed Agreement as pdf, you **have to upload it to the conference system.** Go to <http://tiny.cc/EDPE2019>. On the right side of your Author Console, click on Submit IEEE Copyright form, and then upload it as it is shown in Fig. 7.

READ THIS FIRST: You need to go to the IEEE Copyright Web Site to submit IEEE Copyright Form. Upon completion, there is an option to download the completed IEEE Copyright Form in PDF. **Make sure to download a copy of the completed form.** When you are finished, you will be redirected back to Author Console.

Click [here](#) to redirect to the IEEE Copyright Web Site (If you have completed the form but forgot to download the PDF Copyright file, click [here](#))

FILES

You can upload from 1 to 1 files. Maximum file size is 2 Mb. We accept pdf formats.

[CopyrightReceipt \(1\).pdf](#) (19 Kb, 22. 8. 2019, 10:31:01) ✖

Drop files here
-or-

Fig. 7. Uploading of completed agreement in conference management system on <http://tiny.cc/EDPE2019>

In case of any questions, please contact us on: edpe@edpe.sk
EDPE 2019 Organization Committee